



Annual Report

FY 2020



Dear Promise Friends,

2020 has been a challenging year for so many in our community. Here at **Promise Early Education Center**, despite COVID-19, we have maintained our focus on children and their families, and our staff. Funding from the **Office of Head Start** and **CARES Act** ensured that we preserved employment for all staff and provided remote education and support services to families from mid-March until our re-opening of classrooms on **June 1, 2020**.

Initial agency efforts to distribute food to families monthly quickly increased in the spring to weekly food distribution events and delivery to an average of 70 families a week.

Promise accessed designated Head Start funds to offer a summer enrichment program for rising kindergarteners, providing weekly backyard or porch visits and virtual learning sessions. Families kept curriculum resources to use to further their children's learning in school readiness including turn-taking, sharing and problem-solving.

The Board of Directors and Promise's senior leadership recognize that the success of our program is due to the hard work and commitment of staff, along with the guidance from Policy Council. In working together, we help children to be successful in school and in life.

Sincerely,



Betsy Norcross Plourde, LMSW
Executive Director



Promise Early Education Center

Family Status

51% two parent

49% single parent

Family Employment

56% have one or two working parents

41% unemployed/retired/disabled



323 Children & Families Served

Under 1 year old: 17

1 year old: 19

2 year olds: 35

3 year olds: 70

4 year olds: 157

Pregnant Women: 2



301 Children Served

Children ages 3-5: 231

Children ages 0-2: 70



Children Enrolled at Promise

Two years: 90

Three or more years: 38

Eligibility

Income Eligible: 229

Public Assistance: 32

Foster Care: 2

Homeless: 11

Over Income: 25

Race/Ethnicity

Black: 46%

White: 48%

Bi-racial: 3%

Other: 3%

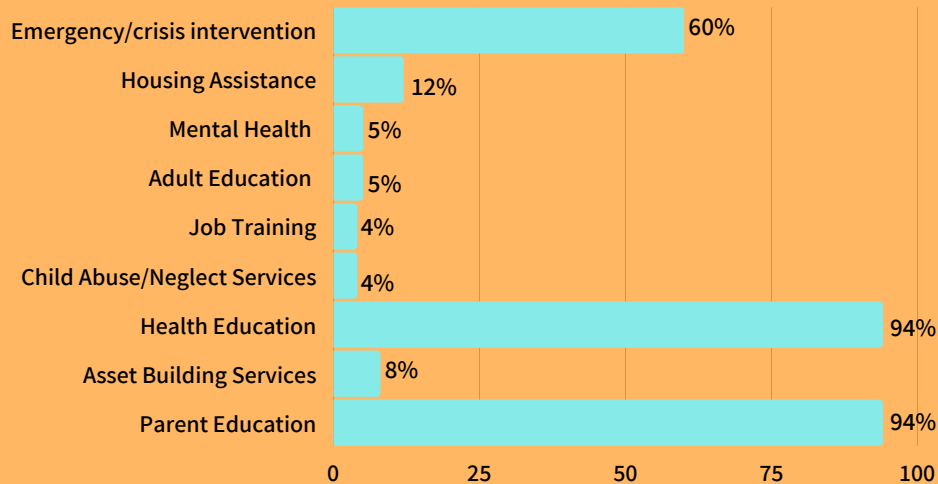
**45 Early Head Start
Federally Funded
Slots**

**200 Head Start
Federally
Funded Slots**

*For the 2019-2020 Program Year

Family Services

Promise's focus is on Family Engagement which goes beyond the drop off and pick up of a child. Support services such as early care and parent education, housing assistance, health education and mental health care positively contribute to the well-being of families and their children. Engaging families as empowered participants in problem-solving and goal-setting can help them identify their strengths, needs, and interests through the family partnership process.



Family Engagement is the keystone of service delivery. Family involvement opportunities include decision making, program planning and evaluation, Policy Council, parent committees, training, relationship building, comprehensive health services for their children and curriculum planning.



FAMILY ENRICHMENT

A variety of education, social connection and service opportunities were offered to families. Highlights included: Head Start goes to Augusta, relationship building workshops, financial literacy, career counseling services and cooking classes.



FAMILY ACTIVITIES & EVENTS

In order to support parents in their important role as children's first and best educators, family events and activities are offered throughout the year in all service locations. Favorite events for families are the annual Math & Science Night and Literacy Night.



NUTRITION

Meals and snacks are provided to meet the nutritional needs of young children and support the child's physical health and well-being. Mealtimes and nutrition activities are planned that foster a positive learning environment, supports child development and promotes school readiness.

Program Highlights

At Promise, we support families in maintaining medical and dental homes for their children. We feel fortunate to have our collaborative partners, **Community Dental** and **CCS Dental Services** work with us to ensure children receive cleanings, fluoride treatments and exams.

This was the first year of a partnership classroom between **Child Development Services, Lewiston Public Schools and Promise.**

This partnership created a special education public Pre-K classroom with up to 9 students, a lead special educator and two Ed Tech IIIs. There is a 3:1 student/teacher ratio and follows the same curriculum, schedule and measurements as the regular education classrooms, but with modifications to meet the needs of the students based on their Individualized Education Program goals. **The program year started with 27 IEPs and ended with 47.**

Mental Health Services and Supports

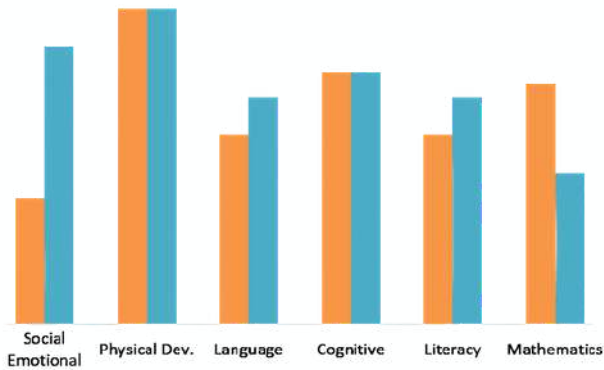
101 hours of reflective consultation were scheduled to be provided to classroom staff, home-based staff and family advocates (about ½ delivered due to COVID-19). Promise developed a new partnership with the public school Mental Health provider to meet regularly and also created online asynchronous training resources around **mental health, trauma, parent coaching** for staff.

Child Health	Head Start/Early Head Start	
Children up-to-date on immunizations	86%	
Children with health insurance	99%	
Children with a medical home	97%	
Children with a dental home	85%	
Children up-to-date on dental exams	84%	36%
Children up-to-date on medical exams	97%	36%
Attendance	Head Start/Early Head Start	
Average Daily attendance	90%	
Number of nutritious meals and snacks served *including 2½ months due to COVID	39,337	
Enrollment	Head Start/Early Head Start	
Average Monthly enrollment	100%	
Special Services	Head Start/Early Head Start	
Children with identified concerns	58	5
Number of children with an active IEP/IFSP	47	4
<u>Disability Categories</u>		
Speech Language:	35	
Autism:	2	
Other Health Impairment (ADHD):	10	
<u>Mental Health Services</u>		
Children referred for outside agency mental health services	13	
Children that received services in a school-based model	5	



EHS Child Outcomes Winter 2019 & Winter 2020

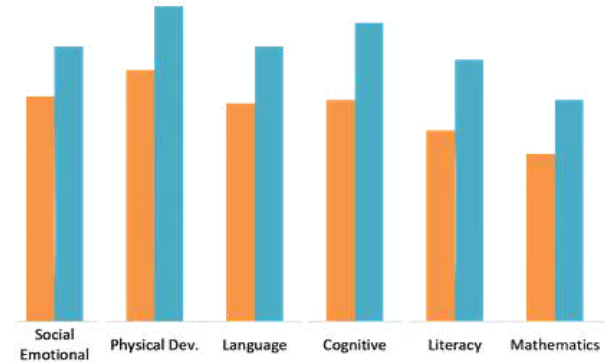
Data represents % of children who meet or exceed developmental expectations
Assessments completed by inter-rater reliable teaching staff using
Teaching Strategies Gold Assessment System



2019 Agency Winter Average
2020 Agency Winter Average

HS Child Outcomes Winter 2019 & Winter 2020

Data represents % of children who meet or exceed developmental expectations
Assessments completed by inter-rater reliable teaching staff using
Teaching Strategies Gold Assessment System



2019 Agency Winter Average
2020 Agency Winter Average2

School Readiness Goals



Social and Emotional Development

- Children will demonstrate increasing ability in recognizing the emotions of themselves and others
- Children will actively engage in cooperative play
- Children will demonstrate the ability to follow classroom rules, routines



Physical Development and Health

- Children will demonstrate gross motor manipulative skills for movement and balance
- Children will demonstrate fine motor strength and coordination
- Children will identify and practice healthy and safe habits



Approaches to Learning

- Attend and engage in classroom activities
- Persists and follow activities through to completion
- Use creativity and imagination during play and routine task



Language and Literacy

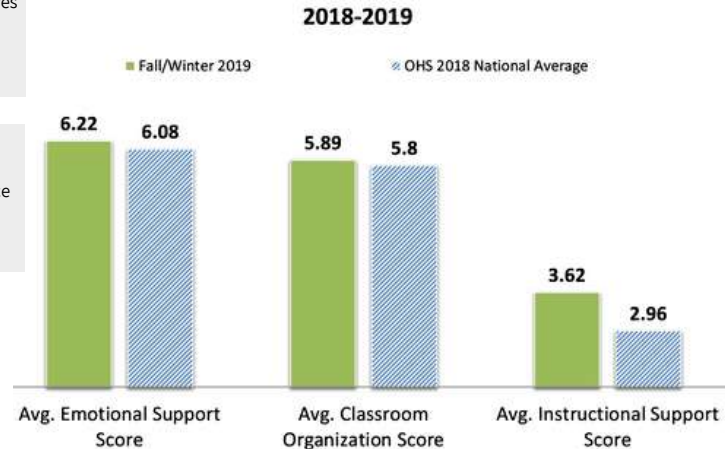
- Develop increasing abilities to understand and use language to communicate
- Use an increasingly complex and varied spoken vocabulary
- Recognize matching sounds and rhymes in familiar words, games, songs, stories and poems



Cognition & General Knowledge

- Use mathematical skills to count, compare, relate, identify patterns and problem solve
- Recognize and recall past experience and apply knowledge to new experiences
- Uses scientific inquiry skills (investigate, observe, predict and draw conclusions)

Promise CLASS Data: Trends



CLASS Domains

Emotional Support assesses the degree to which teachers establish and promote a positive climate in their classroom through their everyday interactions.

Classroom Organization assesses classroom routines and procedures related to the organization and management of children's behavior, time and attention in the classroom.

Instructional Support assesses the ways in which teachers implement the curriculum to effectively promote cognitive and language development. This domain measures how teachers support and extend children's thinking, problem solving and conversational skills, and vocabulary.

Financial Report

REVENUE

Federal	\$ 3,245,695
State	\$ 388,282
USDA Nutrition	\$ 243,403
Client Fees	\$ 457,777
Local	\$ 406,445
Other	\$ 89,965
In-kind	\$ 429,082
Total Revenue	\$ 5,260,649

EXPENSES

Personnel	\$ 2,791,823
Fringe	\$ 683,225
Contract Services	\$ 320,022
Train/Travel	\$ 50,454
Occupancy	\$ 142,337
Supplies	\$ 207,905
Other	\$ 28,888
Indirect	\$ 534,450
In-kind	\$ 429,082
Total Expenses	\$ 5,188,186

Variance \$72,463

Audit Report

The Independent Audit Report was completed by Austin Associates, Certified Public Accountants. The most recent report was for the period **July 1, 2019-June 30, 2020**. The reports required by the Government Auditory Standards and Uniform Guidance did not contain any findings.


Federal Monitoring Review

In May 2018, the Office of Head Start completed a Focus Area Two Monitoring Review and a CLASS Review. Based on information gathered, our program met all requirements in each of the following areas:

- Service Delivery
- Education
- Health
- Family/Community engagement

Self Assessment

The Annual Self-Assessment provides Head Start programs with the ability to internally monitor our program. Promise's last annual self-assessment was completed in May 2020. For full Community Assessment please visit our website at promisearlyeducation.org



Staff Development



71%

of EHS Teachers have an Associates degree

29%

of EHS Teachers are pursuing or enrolled in an Associates degree program

87%

of HS Teachers have a Bachelors degree

13%

of HS Teachers have an Associates degree



Supporting our staff

Promise supports staff in furthering their education through a generous tuition assistance program that pays for courses up front. During FY 20, \$22,000 in tuition supported 10 employees in furthering their education.

A robust professional development program is provided to enhance staff skills and knowledge. Training opportunities include: CPR and First Aid, Safety Care, Med 101, Pyramid Consortium, iLookout for child abuse, Family Development Credential and Child Development Associate Credential.



Promise Locations

Webster EHS/HS Extended Care
 One EHS/Extended Care Room
 One HS/Extended Care Room
 Operating 6:30 am to 5:30 pm

B Street Early Head Start
 Two EHS Extended Care
 Classrooms serving children
 age 6 weeks to 3 years
 Operating 6:30 am to 5:30 pm

FDC Head Start
 One HS Full Day
 Classroom

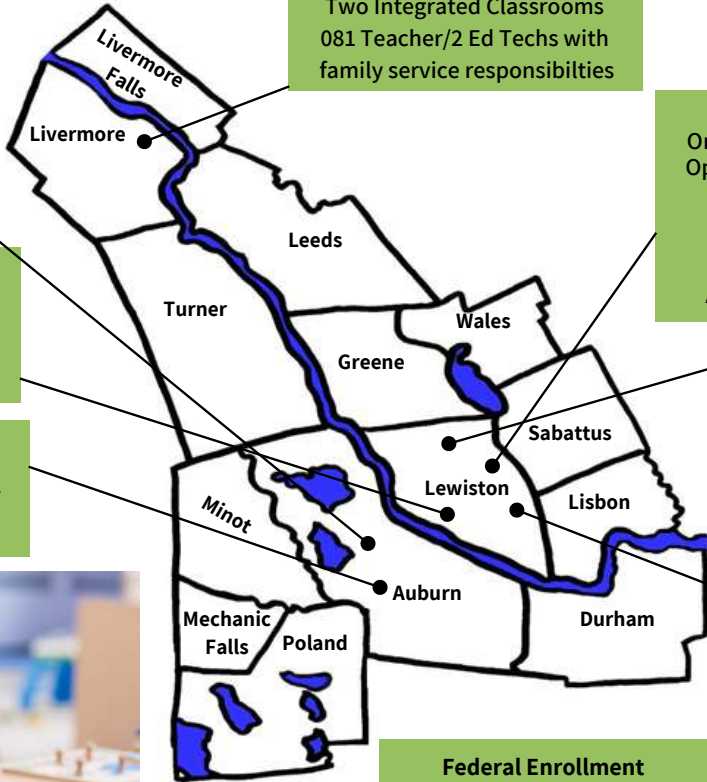
**Spruce Mountain/RSU 73
 Pre-K Partnership**
 Two Integrated Classrooms
 081 Teacher/2 Ed Techs with
 family service responsibilities

Coburn Building
 One HS/Extended Care Room
 Operating 6:30 am to 5:30 pm
 One EHS Classroom
 One HS Part Day Room
 One HS Full Day Room
Administration 2nd floor

Hillview Head Start
 Two HS Classrooms with
 LPS Slots
 Offices for three Home Visitors
 serving 33 children age birth-5

**Connors Elementary School
 Lewiston Public Schools
 Pre-K Partnership**
 Five HS/Pre-K Classrooms
 One Special Educ Room
 Six 081 Teachers/7 Ed Tech IIIs/
 2 Family Advocates

Federal Enrollment
 245 Federally funded slots
 200 HS slots
 45 EHS slots (33 Home Based)



Because every child has promise.



Engaged
Communities.



Empowered
Families.



School-Ready
Kids.

FOLLOW US



twitter.com/PromiseEEC [instagram.com/promiseeec](https://www.instagram.com/promiseeec) [facebook.com/promiseeec](https://www.facebook.com/promiseeec)



Promise Early Education Center | 269 Bates Street | Lewiston Maine 04240 | (207)-795-4040 | [promiseearlyeducation.org](https://www.promiseearlyeducation.org)